FOR ANY TOUCH PANEL OR OTHER ACCESSORIES ASSEMBLED WITH FRAME GLUE, A PERMANENT AND RELIABLE MECHANICAL STRUCTURE NEEDS TO BE DESIGNED ON CUSTOMER'S WHOLE MACHINE TO HOLD THEM IN PLACE TO AVOID LOOSE.

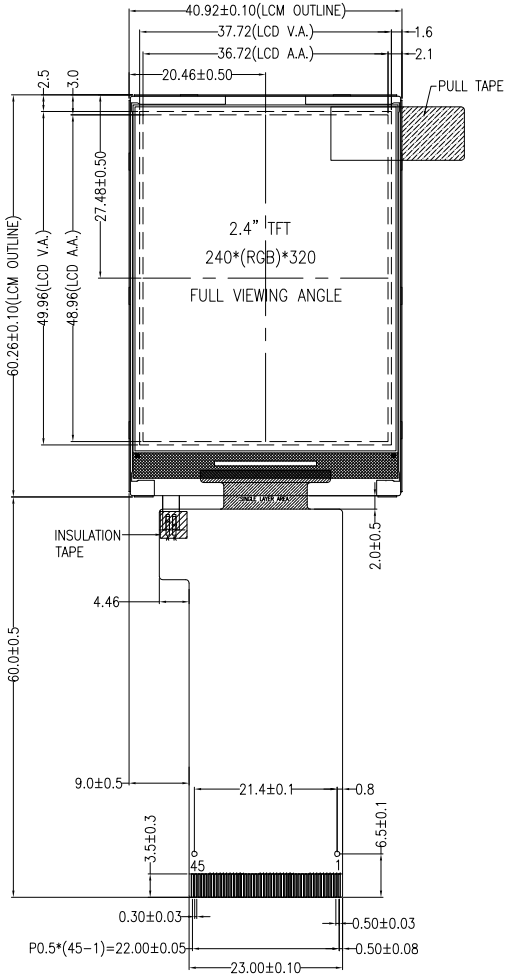

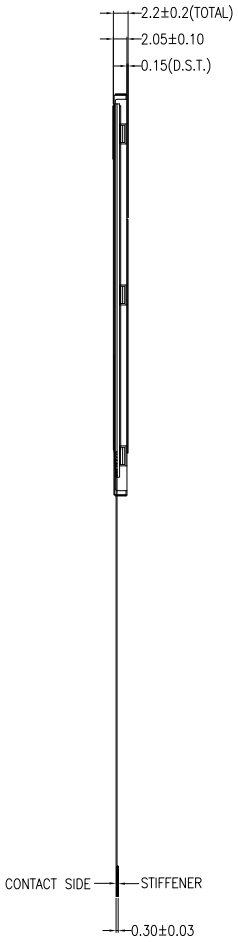

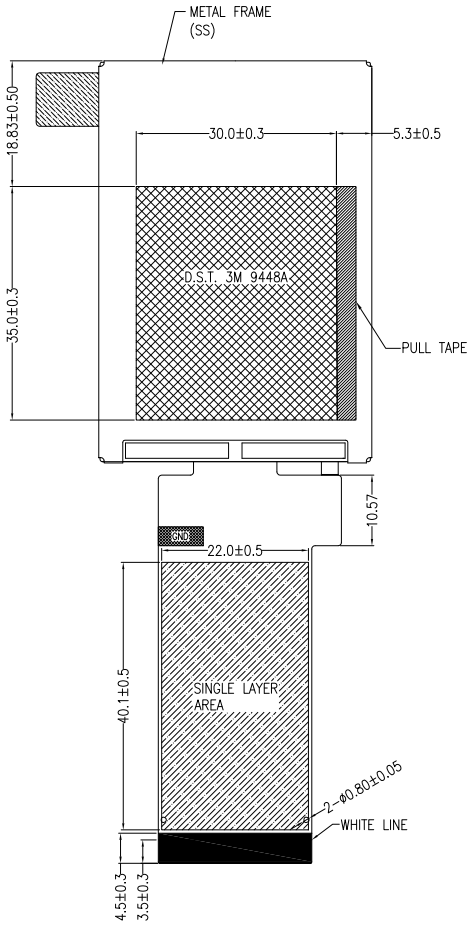

TFT PIN DESCRIPTION	
PIN	SYMBOL
1	GND
2	VCI
3	IOVCC
4	IM2
5	IM1
6	IM0
7	RESET
8	CS
9	DC/SCL
10	WR/RS
11	RD
12	VS
13	HS
14	ENABLE
15	DOTCLK
16	SDA
17	DB0
18	DB1
19	DB2
20	DB3
21	DB4
22	DB5
23	DB6
24	DB7
25	DB8
26	DB9
27	DB10
28	DB11
29	DB12
30	DB13
31	DB14
32	DB15
33	DB16
34	DB17
35	SDO
36	LEDA
37	LEDA
38	LEDK
39	LEDK
40	NC
41	NC
42	NC
43	NC
44	NC
45	GND

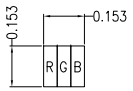

PIXEL DETAIL
(SCALE 40:1)

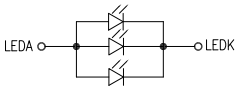

BACKLIGHT CIRCUIT DIAGRAM

NOTES:

1. DISPLAY TYPE: TFT, TRANSMISSIVE, NORMALLY BLACK
2. OPERATING VOLTAGE: VCI=2.8V, IOVCC=1.8V/2.8V (TYP.)
3. VIEWING DIRECTION: FULL VIEWING ANGLE
4. DRIVER IC: ST7789V2
5. OPERATING TEMP.: -20°C ~ 70°C
6. STORAGE TEMP.: -30°C ~ 80°C
7. LED BACKLIGHT: WHITE LED, IF=60mA, VF=2.9V~3.3V
8. SURFACE LUMINANCE: 300CD/M^2 (TYP.)
9. TOP POLARIZER SURFACE TREATMENT: ANTI-GLARE
10. RECOMMEND MATCHING CONNECTOR: FH28-45S-0.5SH OR EQUIVALENT
11. ONLY THE SINGLE LAYER AREA ON FPC IS BENDABLE AND THE MINIMUM BEND RADIUS IS 1.5MM
12. UNMARKED TOLERANCE: ±0.2MM
13. ROHS COMPLIANT

VER.	REVISED DESCRIPTION	REVISER	DATE
01	FIRST ISSUE	CAROL	2024.05.11

MULTI-INNO TECHNOLOGY CO., LTD.

DRAWN BY:	CAROL 2024.05.11		MODULE P/N: MI0240AGT-12
CHECKED BY:		SCALE : 1/1	
APPROVED BY:		UNIT: mm	DESCRIPTION: TFT MODULE
VERSION NO:	01	SHEET NO.: 1/1	